

2022 TAX CALCULATION ACKNOWLEDGEMENT REPORT										
TAXING DISTRICT 21 WINFIELD PARK			COUNTY 20 UNION							
	COUNT	NET VALUE	TOTAL TAXES (GENERAL)	TOTAL TAXES (SPECIAL)	DEDUCTION AMOUNT	NET AMOUNT OF TAXES	2022 TAXES (1ST HALF)	2022 TAXES (2ND HALF)	2023 TAXES (1ST HALF)	
* RATABLES *	700	16,566,700	3,582,218.50	.00	26,250.00	3,555,968.50	1,760,636.71	1,795,331.79	1,777,985.08	
* RAILROADS *	0	0	.00	.00	.00	.00	.00	.00	.00	
* UTILITIES *	1	92,950	20,098.58	.00	.00	20,098.58	7,201.04	12,897.54	10,049.29	
* EXEMPTS *	7	7,193,800	.00	.00	.00	.00	.00	.00	.00	

TAX RATES FOR THE YEAR OF 2022			
TAXING DISTRICT	21 WINFIELD PARK	COUNTY 20 UNION	
	DESCRIPTION OF TAX	SPECIAL TAX CODE	RATE PER \$100
			FLAT TAX AMOUNT
	COUNTY TAX		.439
	COUNTY OPEN SPACE, HIST		.015
	DISTRICT SCHOOL TAX		10.322
	LOCAL MUNICIPAL TAX		10.847
			-----
	TOTAL TAX RATE		21.623

\* STATE AID NOT PART OF GENERAL TAX RATE

TAX RATE EDIT AUDIT TRAIL									
CTY/ DIST	TAX YEAR	RATE SEQ	RATE DESCRIPTION	TAX RATE	FLAT AMOUNT	--SPECIAL TAX CODE	DATA-- RATE	DATA-- FLAT	INHIBIT FLAGS
2021	2022	01	COUNTY TAX	00439	000000				
2021	2022	02	COUNTY OPEN SPACE, HIST	00015	000000				
2021	2022	03	DISTRICT SCHOOL TAX	10322	000000				
2021	2022	04	LOCAL MUNICIPAL TAX	10847	000000				
				-----	-----				
2021	2022	00	TOTAL TAX RATE	21.623	.00		.000	.00	

\*\*\* TAX RATE ACCEPTED

TABLE OF AGGREGATES  
OF TAXABLE AND EXEMPT PROPERTY IN THE TAXING DISTRICT OF WINFIELD PARK

FOR 2022

(1) VALUE OF LAND	2,634,000
(2) VALUE OF IMPROVEMENTS	13,932,700
(3) TOTAL VALUE LAND & IMPRVMT EXCL 2ND CLASS RR	16,566,700
(4) TAX VALUE MACH,IMPLMNT & EQUIPT OF TELEPHONE, PETROLEUM REFINERIES MISCELLANEOUS	92,950
(5) EXEMPTIONS	
POLLUTION CONTROL (RS 54:4-3.56)	
FIRE SUPPRESSION (RS 54:4-3.13)	
FALLOUT SHELTER (RS 54:4-3.48)	
WATER/SEWAGE FAC. (RS 54:4-3.59)	
UEZ ABATEMENT (RS 54:4-3.139)	
HOME IMPROVEMENT (RS 54:4-3.72)	
MULTI FAMILY (RS 54:4-3.121)	
CL 4 ABATEMENT (RS 54:4-3.95)	
RENEWABLE ENERGY (RS 54:4-3.113)	
DWELL ABATEMENT (RS 40A:21-5)	
DWELL EXEMPTION (RS 40A:21-5)	
NEW DWL/CONV ABATE (RS 40A:21-5)	
NEW DWL/CONV EXEM (RS 40A:21-5)	
MUL DWELL EXEM (RS 40A:21-6)	
MUL DWELL ABATE (RS 40A:21-6)	
COM/IND EXEMPTION (RS 40A:21-7)	
TOTAL	
(5A) DEDUCTIONS ALLOWED (C.73,L.1976)	
NBR VETERANS	36
NBR VETERANS WIDOWS	14
TOTAL	50
NBR SENIOR CITIZENS	41
NBR DISABLED PERSONS	13
NBR SURVIVING SPOUSE	1
TOTAL	105
(6) NET VALUATION TAXABLE	16,659,650
(7) TAX RATE - GENL TAX RATE PER \$100 TAXABLE VALUE	
(8) RATIO - AVERAGE RATIO OF ASSESSED TO TRUE VALUE OF REAL PROPERTY	%
(9A) UEZ EXPIRED (-)	
(9B) TRUE VALUE CL II RR PROPERTY (+)	
(10) EQUALIZATION	
(11) NET VALUE ON WHICH COUNTY TAXES ARE APPORTIONED	
(12) APPORTIONMENT OF TAXES	
TOTAL CNTY TAX APPRT ADJUSTMENTS	
CNTY EQUAL TBL APPL (+ OR -)	
APPEALS & CORR. (+ OR -)	
NET CNTY TAX APPOR LESS EXCESS STATE AID	

(13) VALUATION OF EXEMPT PROPERTY	
PUBLIC SCHOOL PROP	4,468,900
OTHER SCHOOL PROP	
PUBLIC PROP	2,724,900
CHURCH & CHARITABLE PROP	
CEMETERY & GRAVEYARD	
OTHER EXEMPT PROP	
TOTAL VALUE	7,193,800

(14) MISC REVENUE FOR SUPPORT OF BUDGET	
SURPLUS REVENUE APPROPRIATED	
MISC REVENUE ANTICIPATED	
RECEIPT FROM DELINQUENT TAX & LIEN	
TOTAL MISCELLANEOUS REVENUE	

(15) APPORTIONMENT OF TAXES

ITEM	AMOUNT	RATE
NET CNTY TX LESS ST AID		
COUNTY LIBRARY TAX		
COUNTY HEALTH TAX		
COUNTY OPEN SPACE		
DISTRICT SCHOOL TAX		
CONSOLIDATED SCHOOL TAX		
REGIONAL SCHOOL TAX		
MUNICIPAL OPEN SPACE		
MUNICIPAL LIBRARY TAX		
LOCAL MUNCPL PURPOSE TAX		
TOTAL TAX LEVY		
AUTHORIZED RATE		

(16) REAL PROPERTY CLASSIFICATION SUMMARY

	ITEMS	TAX VALUE
1.	VACANT LAND	1
2.	RESIDENTIAL	698
3A.	FARM (REGULAR)	
3B.	FARM (QUALIFIED)	
4A.	COMMERCIAL	1
4B.	INDUSTRIAL	1,076,600
4C.	APARTMENT	
	TOTAL CLASS 4A,4B,4C	1,076,600
	TOTAL ALL CLASSES	16,566,700

STATE OF NEW JERSEY UNION COUNTY

I (WE) \_\_\_\_\_ ASSESSOR(S) OF THE  
TAXING DISTRICT OF WINFIELD PARK DO SWEAR (OR AFFIRM)  
THAT THE FOREGOING TAX LIST AND TAX DUPLICATE CONTAIN THE  
VALUATIONS OF ALL THE PROPERTY LIABLE TO TAXATION IN THE TAXING  
DISTRICT IN WHICH I (WE) AM (ARE) TAX ASSESSOR(S), AND THAT  
SUCH PROPERTY HAS BEEN VALUED WITHOUT FAVOR OR PARTIALITY AT  
ITS TAXABLE VALUE AND I (WE) HAVE ALLOWED ONLY SUCH EXEMPTIONS  
AND DEDUCTIONS AS ARE PRESCRIBED BY LAW

I (WE) DO FURTHER SWEAR (OR AFFIRM) THAT, FOR THE TAX YEAR 2022,  
I (WE) HAVE COMPLETED AND PUT INTO OPERATION A DISTRICT-WIDE  
ADJUSTMENTS OF REAL PROPERTY TAXABLE VALUATIONS AND SUCH TAXABLE  
VALUATIONS CONFORM TO THE PERCENTAGE LEVEL ESTABLISHED FOR SUCH  
YEAR FOR EXPRESSING THE TAXABLE VALUE OF REAL PROPERTY IN THE  
COUNTY.







SWORN AND SUBSCRIBED BEFORE ME  
THIS \_\_\_\_\_ DAY OF \_\_\_\_\_ OF 2022

ASSESSOR(S)

CERTIFICATION BY COUNTY BOARD

THIS IS TO CERTIFY THAT THE FOREGOING IS A TRUE AND  
COMPLETE RECORD OF THE TAXES ASSESSED FOR THE YEAR 2022 IN THE  
TAXING DISTRICT OF WINFIELD PARK, COUNTY OF  
UNION, NEW JERSEY, AND THAT \$ 16,659,650 IS THE  
NET VALUATION TAXABLE AND \$ \_\_\_\_\_ IS THE NET VALUATION  
ON WHICH COUNTY TAXES AND REGIONAL OR CONSOLIDATED SCHOOL TAXES  
ARE APPORTIONED.

ATTEST:

	PRESIDENT
	V. PRESIDENT
	COMMISSIONER
	COMMISSIONER
	COMMISSIONER
	COMMISSIONER

Chris R. Dwyer  
TAX ADMINISTRATOR  
COUNTY BOARD OF TAXATION

TAXING DISTRICT 21 WINFIELD PARK		2022 TAX LIST		DISTRICT	SUMMARY	COUNTY 20	UNION	07/08/22
CLASSIFICATION	NO. OF PARCELS	LAND VALUE	IMPROVEMENT VALUE	TOTAL VALUE	BOOK VALUE OF TANG PERS PROP	EXEMPTION AMOUNT	NET TAXABLE VALUE	
1 VACANT LAND	1	2,634,000	0	2,634,000		0	2,634,000	
2 RESIDENTIAL	698	0	12,856,100	12,856,100		0	12,856,100	
3A FARM (REGULAR)	0	0	0	0		0	0	
3B FARM (QUALIFIED)	0	0	0	0		0	0	
4A COMMERCIAL	1	0	1,076,600	1,076,600		0	1,076,600	
4B INDUSTRIAL	0	0	0	0		0	0	
4C APARTMENT	0	0	0	0		0	0	
CLASS 4 TOTAL	1	0	1,076,600	1,076,600		0	1,076,600	
RATABLE TOTAL	700	2,634,000	13,932,700	16,566,700		0	16,566,700	
5A CLASS 1 RAILROAD	0	0	0	0		0	0	
5B CLASS 2 RAILROAD	0	0	0	0		0	0	
RAILROAD TOTAL	0	0	0	0		0	0	
6A TELEPHONE	1				92,950		92,950	
6B PETROL REFINRIES	0				0		0	
6C MISCELLANEOUS	0				0		0	
PUBLIC UTIL. TOTAL	1				92,950		92,950	
15A PUBLIC SCHOOL	2	378,000	4,090,900	4,468,900		0	4,468,900	
15B OTHER SCHOOL	0	0	0	0		0	0	
15C PUBLIC PROPERTY	5	1,531,200	1,193,700	2,724,900		0	2,724,900	
15D CHARITABLE	0	0	0	0		0	0	
15E CEMETERY	0	0	0	0		0	0	
15F MISCELLANEOUS	0	0	0	0		0	0	
EXEMPT TOTAL	7	1,909,200	5,284,600	7,193,800		0	7,193,800	
----- D E D U C T I O N S -----								
CLASSIFICATION	NO. OF DEDUCTS	DEDUCTION AMOUNT	CLASSIFICATION	NO. OF PARCELS	EXEMPTION AMOUNT	CLASSIFICATION	NO. OF PARCELS	EXEMPTION AMOUNT
SENIOR CITIZEN	41	10,250	FIRE SUPPRESS	0	0	DWELL ABATE	0	0
DISABLED PERSON	13	3,250	POLLUTION CNTRL	0	0	DWELL EXEMP	0	0
SURVIVING SPOUSE	1	250	FALLOUT SHELTER	0	0	NEW DWEL/CONV ABAT	0	0
VETERAN	36	9,000	WATER/SEWAGE FAC	0	0	NEW DWEL/CONV EXMT	0	0
WIDOW OF VETERAN	14	3,500	HOME IMPROVEMENT	0	0	MUL DWELL EXEMP	0	0
			CLASS 4 ABATEMENT	0	0	MUL DWELL ABATE	0	0
			MULTI-FAMILY DWELL	0	0	COM/IND EXEMP	0	0
			UEZ ABATEMENT	0	0	RENEWABLE ENERGY	0	0

I, \_\_\_\_\_, ASSESSOR OF THE TAXING DISTRICT OF WINFIELD PARK, DO SWEAR (OR AFFIRM) THAT THE FOREGOING TAX LIST AND TAX DUPLICATE CONTAIN THE VALUATIONS OF ALL THE PROPERTY LIABLE TO TAXATION IN THE TAXING DISTRICT IN WHICH I AM TAX ASSESSOR, AND THAT SUCH PROPERTY HAS BEEN VALUED WITHOUT FAVOR OR PARTIALITY AT ITS TAXABLE VALUE AND I HAVE ALLOWED ONLY SUCH EXEMPTIONS AND DEDUCTIONS AS ARE PRESCRIBED BY LAW.

-----  
ASSESSOR

I DO FURTHER SWEAR (OR AFFIRM) THAT, FOR THE TAX YEAR 2022, I HAVE COMPLETED AND PUT INTO OPERATION A DISTRICT WIDE ADJUSTMENT OF REAL PROPERTY TAXABLE VALUATIONS AND SUCH TAXABLE VALUATIONS CONFORM TO THE PERCENTAGE LEVEL ESTABLISHED FOR SUCH YEAR FOR EXPRESSING THE TAXABLE VALUE OF REAL PROPERTY IN THE COUNTY.

SWORN AND SUBSCRIBED BEFORE ME THIS \_\_\_\_\_ DAY OF \_\_\_\_\_ OF 2022. ----- ASSESSOR