

## 2022 TAX CALCULATION ACKNOWLEDGEMENT REPORT

TAXING DISTRICT 18 SUMMIT CITY

COUNTY 20 UNION

BLOCK	LOT	QUALIFIC.	PROPERTY LOCATION	CLASS	NET VAL	TAX AMOUNTS			PRELIM.	
						TOT YEAR	1ST HALF	2ND HALF		
1903	8		20 HILLSIDE AVENUE	15F	481800	.00	9197.37	9197.37-	.00	*OVERBILL*
2805	14		51 BLACKBURN RD	15F	601500	.00	12983.38	12983.38-	.00	*OVERBILL*
3204	8.01		250 MORRIS AVE	15F	0	.00	6993.54	6993.54-	.00	*OVERBILL*
3307	2		217 MORRIS AVENUE	15D	269800	.00	5823.64	5823.64-	.00	*OVERBILL*
3901	3.01		4 PARK AVE	15F	0	.00	14910.92	14910.92-	.00	*OVERBILL*

2022 TAX CALCULATION ACKNOWLEDGEMENT REPORT									
TAXING DISTRICT 18 SUMMIT CITY			COUNTY 20 UNION						
	COUNT	NET VALUE	TOTAL TAXES (GENERAL)	TOTAL TAXES (SPECIAL)	DEDUCTION AMOUNT	NET AMOUNT OF TAXES	2022 TAXES (1ST HALF)	2022 TAXES (2ND HALF)	2023 TAXES (1ST HALF)
* RATABLES *	6,717	3,234,918,200	138,551,549.97	268,452.72	46,000.00	138,774,002.69	69,835,863.10	68,938,139.59	69,387,017.67
* RAILROADS *	14	0	.00	.00	.00	.00	.00	.00	.00
* UTILITIES *	1	2,811,937	120,435.26	.00	.00	120,435.26	60,060.39	60,374.87	60,217.63
* EXEMPTS *	246	473,710,400	.00	.00	.00	.00	49,908.85	49,908.85-	.00

TAX RATES FOR THE YEAR OF 2022

TAXING DISTRICT 18 SUMMIT CITY COUNTY 20 UNION

DESCRIPTION OF TAX	SPECIAL TAX CODE	RATE PER \$100	FLAT TAX AMOUNT
COUNTY TAX		1.045	
COUNTY OPEN SPACE TAX		.035	
DISTRICT SCHOOL TAX		2.136	
SCHOOL DEBT SERVICE TAX		.107	
LOCAL MUNICIPAL TAX		.881	
MUNICIPAL LIBRARY TAX		.079	
		-----	
TOTAL TAX RATE 2022		4.283	

SPECIAL TAX DESCRIPTION.....

SPEC IMPROV DIST	S01	.187
* STATE AID	A01	.000

\* STATE AID NOT PART OF GENERAL TAX RATE

TAX RATE EDIT AUDIT TRAIL									
CTY/ DIST	TAX YEAR	RATE SEQ	RATE DESCRIPTION	TAX RATE	FLAT AMOUNT	--SPECIAL TAX DATA--			INHIBIT FLAGS
						CODE	RATE	FLAT	
2018	2022	01	COUNTY TAX	01045	000000				
2018	2022	02	COUNTY OPEN SPACE TAX	00035	000000				
2018	2022	03	DISTRICT SCHOOL TAX	02136	000000				
2018	2022	04	SCHOOL DEBT SERVICE TAX	00107	000000				
2018	2022	05	LOCAL MUNICIPAL TAX	00881	000000				
2018	2022	06	MUNICIPAL LIBRARY TAX	00079	000000				
2018	2022	07	SPEC IMPROV DIST			S01	00187	000000	
2018	2022	08	STATE AID			A01	00000	000000	
				-----	-----		-----	-----	
2018	2022	00	TOTAL TAX RATE 2022	4.283	.00		.187	.00	

\*\*\* TAX RATE ACCEPTED

TABLE OF AGGREGATES  
OF TAXABLE AND EXEMPT PROPERTY IN THE TAXING DISTRICT OF SUMMIT CITY

FOR 2022

(1) VALUE OF LAND	1383,332,000
(2) VALUE OF IMPROVEMENTS	1851,586,200
(3) TOTAL VALUE LAND & IMPRVMT EXCL 2ND CLASS RR	3234,918,200
(4) TAX VALUE MACH,IMPLMNT & EQUIPT OF TELEPHONE, PETROLEUM REFINERIES MISCELLANEOUS	2,811,937
(5) EXEMPTIONS	
POLLUTION CONTROL (RS 54:4-3.56)	
FIRE SUPPRESSION (RS 54:4-3.13)	
FALLOUT SHELTER (RS 54:4-3.48)	
WATER/SEWAGE FAC. (RS 54:4-3.59)	
UEZ ABATEMENT (RS 54:4-3.139)	
HOME IMPROVEMENT (RS 54:4-3.72)	
MULTI FAMILY (RS 54:4-3.121)	
CL 4 ABATEMENT (RS 54:4-3.95)	
RENEWABLE ENERGY (RS 54:4-3.113)	
DWELL ABATEMENT (RS 40A:21-5)	
DWELL EXEMPTION (RS 40A:21-5)	
NEW DWL/CONV ABATE (RS 40A:21-5)	
NEW DWL/CONV EXEM (RS 40A:21-5)	
MUL DWELL EXEM (RS 40A:21-6)	
MUL DWELL ABATE (RS 40A:21-6)	
COM/IND EXEMPTION (RS 40A:21-7)	
TOTAL	
(5A) DEDUCTIONS ALLOWED (C.73,L.1976)	
NBR VETERANS	123
NBR VETERANS WIDOWS	46
TOTAL	169
NBR SENIOR CITIZENS	11
NBR DISABLED PERSONS	3
NBR SURVIVING SPOUSE	1
TOTAL	184
(6) NET VALUATION TAXABLE	3237,730,137
(7) TAX RATE - GENL TAX RATE PER \$100 TAXABLE VALUE	
(8) RATIO - AVERAGE RATIO OF ASSESSED TO TRUE VALUE OF REAL PROPERTY	%
(9A) UEZ EXPIRED (-)	
(9B) TRUE VALUE CL II RR PROPERTY (+)	
(10) EQUALIZATION	
(11) NET VALUE ON WHICH COUNTY TAXES ARE APPORTIONED	
(12) APPORTIONMENT OF TAXES	
TOTAL CNTY TAX APPRT ADJUSTMENTS	
CNTY EQUAL TBL APPL (+ OR -)	
APPEALS & CORR. (+ OR -)	
NET CNTY TAX APPOR	
LESS EXCESS STATE AID	

(13) VALUATION OF EXEMPT PROPERTY	
PUBLIC SCHOOL PROP	54,432,000
OTHER SCHOOL PROP	48,495,900
PUBLIC PROP	161,277,700
CHURCH & CHARITABLE PROP	195,431,400
CEMETERY & GRAVEYARD	4,650,200
OTHER EXEMPT PROP	9,423,200
TOTAL VALUE	473,710,400

(14) MISC REVENUE FOR SUPPORT OF BUDGET	
SURPLUS REVENUE APPROPRIATED	
MISC REVENUE ANTICIPATED	
RECEIPT FROM DELINQUENT TAX & LIEN	
TOTAL MISCELLANEOUS REVENUE	

(15) APPORTIONMENT OF TAXES

ITEM	AMOUNT	RATE
NET CNTY TX LESS ST AID		
COUNTY LIBRARY TAX		
COUNTY HEALTH TAX		
COUNTY OPEN SPACE		
DISTRICT SCHOOL TAX		
CONSOLIDATED SCHOOL TAX		
REGIONAL SCHOOL TAX		
MUNICIPAL OPEN SPACE		
MUNICIPAL LIBRARY TAX		
LOCAL MUNCPL PURPOSE TAX		
TOTAL TAX LEVY		

AUTHORIZED RATE

(16) REAL PROPERTY CLASSIFICATION SUMMARY

	ITEMS	TAX VALUE
1.	VACANT LAND	61
2.	RESIDENTIAL	6,259
3A.	FARM (REGULAR)	
3B.	FARM (QUALIFIED)	
4A.	COMMERCIAL	345
4B.	INDUSTRIAL	11
4C.	APARTMENT	41
	TOTAL CLASS 4A,4B,4C	316,136,300
		151,564,800
		91,029,900
	TOTAL ALL CLASSES	558,731,000
		3234,918,200

STATE OF NEW JERSEY UNION COUNTY

I (WE) \_\_\_\_\_ ASSESSOR(S) OF THE  
TAXING DISTRICT OF SUMMIT CITY DO SWEAR (OR AFFIRM)  
THAT THE FOREGOING TAX LIST AND TAX DUPLICATE CONTAIN THE  
VALUATIONS OF ALL THE PROPERTY LIABLE TO TAXATION IN THE TAXING  
DISTRICT IN WHICH I (WE) AM (ARE) TAX ASSESSOR(S), AND THAT  
SUCH PROPERTY HAS BEEN VALUED WITHOUT FAVOR OR PARTIALITY AT  
ITS TAXABLE VALUE AND I (WE) HAVE ALLOWED ONLY SUCH EXEMPTIONS  
AND DEDUCTIONS AS ARE PRESCRIBED BY LAW

I (WE) DO FURTHER SWEAR (OR AFFIRM) THAT, FOR THE TAX YEAR 2022,  
I (WE) HAVE COMPLETED AND PUT INTO OPERATION A DISTRICT-WIDE  
ADJUSTMENTS OF REAL PROPERTY TAXABLE VALUATIONS AND SUCH TAXABLE  
VALUATIONS CONFORM TO THE PERCENTAGE LEVEL ESTABLISHED FOR SUCH  
YEAR FOR EXPRESSING THE TAXABLE VALUE OF REAL PROPERTY IN THE  
COUNTY.








SWORN AND SUBSCRIBED BEFORE ME  
THIS \_\_\_\_\_ DAY OF \_\_\_\_\_ OF 2022

ASSESSOR(S)

CERTIFICATION BY COUNTY BOARD

THIS IS TO CERTIFY THAT THE FOREGOING IS A TRUE AND  
COMPLETE RECORD OF THE TAXES ASSESSED FOR THE YEAR 2022 IN THE  
TAXING DISTRICT OF SUMMIT CITY COUNTY OF  
UNION, NEW JERSEY, AND THAT \$ 3,237,730,137 IS THE  
NET VALUATION TAXABLE AND \$ \_\_\_\_\_ IS THE NET VALUATION  
ON WHICH COUNTY TAXES AND REGIONAL OR CONSOLIDATED SCHOOL TAXES  
ARE APPORTIONED.

ATTEST:

	PRESIDENT
	V. PRESIDENT
	COMMISSIONER
	COMMISSIONER
	COMMISSIONER
	COMMISSIONER
	COMMISSIONER

TAX ADMINISTRATOR  
COUNTY BOARD OF TAXATION

TAXING DISTRICT 18 SUMMIT CITY		2022 TAX LIST		DISTRICT SUMMARY		COUNTY 20 UNION		07/12/22
CLASSIFICATION	NO. OF PARCELS	LAND VALUE	IMPROVEMENT VALUE	TOTAL VALUE	BOOK VALUE OF TANG PERS PROP	EXEMPTION AMOUNT	NET TAXABLE VALUE	
1 VACANT LAND	61	9,928,300	0	9,928,300		0	9,928,300	
2 RESIDENTIAL	6,259	1,206,331,500	1,459,927,400	2,666,258,900		0	2,666,258,900	
3A FARM (REGULAR)	0	0	0	0		0	0	
3B FARM (QUALIFIED)	0	0	0	0		0	0	
4A COMMERCIAL	345	103,268,100	212,868,200	316,136,300		0	316,136,300	
4B INDUSTRIAL	11	39,882,000	111,682,800	151,564,800		0	151,564,800	
4C APARTMENT	41	23,922,100	67,107,800	91,029,900		0	91,029,900	
CLASS 4 TOTAL	397	167,072,200	391,658,800	558,731,000		0	558,731,000	
RATABLE TOTAL	6,717	1,383,332,000	1,851,586,200	3,234,918,200		0	3,234,918,200	
5A CLASS 1 RAILROAD	11	0	0	0		0	0	
5B CLASS 2 RAILROAD	3	0	0	0		0	0	
RAILROAD TOTAL	14	0	0	0		0	0	
6A TELEPHONE	1				6,690,309		2,811,937	
6B PETROL REFINRIES	0				0		0	
6C MISCELLANEOUS	0				0		0	
PUBLIC UTIL. TOTAL	1				6,690,309		2,811,937	
15A PUBLIC SCHOOL	9	19,965,400	34,466,600	54,432,000		0	54,432,000	
15B OTHER SCHOOL	5	29,671,500	18,824,400	48,495,900		0	48,495,900	
15C PUBLIC PROPERTY	95	112,985,600	48,292,100	161,277,700		0	161,277,700	
15D CHARITABLE	81	47,883,200	147,548,200	195,431,400		0	195,431,400	
15E CEMETERY	1	2,886,500	1,763,700	4,650,200		0	4,650,200	
15F MISCELLANEOUS	55	2,946,500	6,476,700	9,423,200		0	9,423,200	
EXEMPT TOTAL	246	216,338,700	257,371,700	473,710,400		0	473,710,400	
----- D E D U C T I O N S -----	NO. OF DEDUCTS	DEDUCTION AMOUNT	----- E X E M P T I O N S -----	NO. OF PARCELS	EXEMPTION AMOUNT	----- E X E M P T I O N S -----	NO. OF PARCELS	EXEMPTION AMOUNT
CLASSIFICATION			CLASSIFICATION			CLASSIFICATION		
SENIOR CITIZEN	11	2,750	FIRE SUPPRESS	0	0	DWELL ABATE	0	0
DISABLED PERSON	3	750	POLLUTION CNTRL	0	0	DWELL EXEMP	0	0
SURVIVING SPOUSE	1	250	FALLOUT SHELTER	0	0	NEW DWEL/CONV ABAT	0	0
VETERAN	123	30,750	WATER/SEWAGE FAC	0	0	NEW DWEL/CONV EXMT	0	0
WIDOW OF VETERAN	46	11,500	HOME IMPROVEMENT	0	0	MUL DWELL EXEMP	0	0
			CLASS 4 ABATEMENT	0	0	MUL DWELL ABATE	0	0
			MULTI-FAMILY DWELL	0	0	COM/IND EXEMP	0	0
			UEZ ABATEMENT	0	0	RENEWABLE ENERGY	0	0

I, \_\_\_\_\_, ASSESSOR OF THE TAXING DISTRICT OF SUMMIT CITY, DO SWEAR (OR AFFIRM) THAT THE FOREGOING TAX LIST AND TAX DUPLICATE CONTAIN THE VALUATIONS OF ALL THE PROPERTY LIABLE TO TAXATION IN THE TAXING DISTRICT IN WHICH I AM TAX ASSESSOR, AND THAT SUCH PROPERTY HAS BEEN VALUED WITHOUT FAVOR OR PARTIALITY AT ITS TAXABLE VALUE AND I HAVE ALLOWED ONLY SUCH EXEMPTIONS AND DEDUCTIONS AS ARE PRESCRIBED BY LAW.

-----  
ASSESSOR

I DO FURTHER SWEAR (OR AFFIRM) THAT, FOR THE TAX YEAR 2022, I HAVE COMPLETED AND PUT INTO OPERATION A DISTRICT WIDE ADJUSTMENT OF REAL PROPERTY TAXABLE VALUATIONS AND SUCH TAXABLE VALUATIONS CONFORM TO THE PERCENTAGE LEVEL ESTABLISHED FOR SUCH YEAR FOR EXPRESSING THE TAXABLE VALUE OF REAL PROPERTY IN THE COUNTY.

SWORN AND SUBSCRIBED BEFORE ME THIS \_\_\_\_\_ DAY OF \_\_\_\_\_ OF 2022. ----- ASSESSOR

TAXING DISTRICT 18 SUMMIT CITY		2022 SPECIAL TAXING DISTRICT SUMMARY				COUNTY 20 UNION	
SPECIAL TAXING DISTRICT		NO. OF ITEMS	LAND VALUE	IMPROVEMENTS	EXEMPTIONS	NET TAXABLE	
S01	RATABLES	127	35,799,700	107,757,900	0	143,557,600	
	RAILROAD	0	0	0		0	
	PUB UTIL	0	0			0	
	EXEMPTS	0	0	0		0	