

2019 TAX CALCULATION ACKNOWLEDGEMENT REPORT

TAXING DISTRICT 08 CINNAMINSON TWP

COUNTY 03 BURLINGTON

BLOCK	LOT	QUALIFIC.	PROPERTY LOCATION	CLASS	NET VAL	TAX AMOUNTS				
						TOT YEAR	1ST HALF	2ND HALF	PRELIM.	
602	21		716 PEAR AVE	15F	115200	.00	2014.28	2014.28-	.00	*OVERBILL*
1004	13.03		1105 RTE 130	4A	1425000	50188.50	58303.74	8115.24-	25094.25	*OVERBILL*
1004	29.804	C804	804 SWEETWATER DR	15F	108700	.00	1775.62	1775.62-	.00	*OVERBILL*
1304	19		601 RTE 130	15C	524800	.00	37470.36	37470.36-	.00	*OVERBILL*
2102	54.06		609 HILLTOP RD	15F	207000	.00	3494.40	3494.40-	.00	*OVERBILL*
2202.17	5	C725	725 WESTFIELD DR	15F	127900	.00	2236.34	2236.34-	.00	*OVERBILL*
2808	18		2210 CONROW CRT	15F	225700	.00	3946.37	3946.37-	.00	*OVERBILL*
3011	14		2905 GEORGETOWN RD	15F	255900	.00	4474.42	4474.42-	.00	*OVERBILL*
3011	22		509 WELLFLEET RD	15F	300800	.00	5259.49	5259.49-	.00	*OVERBILL*
3107	1		2801 RIVERTON RD	1	119000	4191.18	7878.74	3687.56-	2095.59	*OVERBILL*
3411	8		108 SHENANDOAH RD	15F	242000	.00	4231.37	4231.37-	.00	*OVERBILL*
3600	1		RIVERTON RD	6A	90	3.17	43684.39	43681.22-	1.59	*OVERBILL*

2019 TAX CALCULATION ACKNOWLEDGEMENT REPORT

TAXING DISTRICT 08 CINNAMINSON TWP

COUNTY 03 BURLINGTON

	COUNT	NET VALUE	TOTAL TAXES (GENERAL)	TOTAL TAXES (SPECIAL)	DEDUCTION AMOUNT	NET AMOUNT OF TAXES	2019 TAXES (1ST HALF)	2019 TAXES (2ND HALF)	2020 TAXES (1ST HALF)
* RATABLES *	6,287	1,604,056,400	53,270,717.18	3,224,157.50	171,500.00	56,323,374.68	27,890,219.30	28,433,155.38	28,161,687.34
* RAILROADS *	5	27,000	.00	.00	.00	.00	.00	.00	.00
* UTILITIES *	1	90	2.99	.18	.00	3.17	43,684.39	43,681.22	1.59
* EXEMPTS *	183	138,458,100	.00	.00	.00	.00	64,902.65	64,902.65-	.00

TAX RATES FOR THE YEAR OF 2019

TAXING DISTRICT 08 CINNAMINSON TWP

COUNTY 03 BURLINGTON

DESCRIPTION OF TAX	SPECIAL TAX CODE	RATE PER \$100	FLAT TAX AMOUNT
COUNTY TAX		.372	
COUNTY LIBRARY TAX		.035	
COUNTY OPEN SPACE TAX		.034	
DISTRICT SCHOOL TAX		2.247	
LOCAL MUNICIPAL TAX		.616	
MUNICIPAL OPEN SPACE TX		.017	

TOTAL TAX RATE 2019		3.321	

SPECIAL TAX DESCRIPTION.....

FIRE DISTRICT 1	F01	.201
* STATE AID	A01	.000

* STATE AID NOT PART OF GENERAL TAX RATE

TAX RATE EDIT AUDIT TRAIL									
CTY/ DIST	TAX YEAR	RATE SEQ	RATE DESCRIPTION	TAX RATE	FLAT AMOUNT	--SPECIAL TAX DATA--			INHIBIT FLAGS
						CODE	RATE	FLAT	
0308	2019	01	COUNTY TAX	00372	000000				
0308	2019	02	COUNTY LIBRARY TAX	00035	000000				
0308	2019	03	COUNTY OPEN SPACE TAX	00034	000000				
0308	2019	04	DISTRICT SCHOOL TAX	02247	000000				
0308	2019	05	LOCAL MUNICIPAL TAX	00616	000000				
0308	2019	06	MUNICIPAL OPEN SPACE TX	00017	000000				
0308	2019	07	FIRE DISTRICT 1			F01	00201	000000	
0308	2019	08	STATE AID			A01	00000	000000	
				-----	-----		-----	-----	
0308	2019	00	TOTAL TAX RATE 2019	3.321	.00		.201	.00	

*** TAX RATE ACCEPTED

**TABLE OF AGGREGATES
OF TAXABLE AND EXEMPT PROPERTY IN THE TAXING DISTRICT OF CINNAMINSON TWP**

FOR 2019

(1) VALUE OF LAND	496,805,400	
(2) VALUE OF IMPROVEMENTS	1110,073,200	
(3) TOTAL VALUE LAND & IMPRVMT EXCL 2ND CLASS RR		1606,878,600
(4) TAX VALUE MACH,IMPLMNT & EQUIPT OF TELEPHONE, PETROLEUM REFINERIES MISCELLANEOUS		90
(5) EXEMPTIONS		
POLLUTION CONTROL (RS 54:4-3.56)		
FIRE SUPPRESSION (RS 54:4-3.13)	2,822,200	
FALLOUT SHELTER (RS 54:4-3.48)		
WATER/SEWAGE FAC. (RS 54:4-3.59)		
UEZ ABATEMENT (RS 54:4-3.139)		
HOME IMPROVEMENT (RS 54:4-3.72)		
MULTI FAMILY (RS 54:4-3.121)		
CL 4 ABATEMENT (RS 54:4-3.95)		
RENEWABLE ENERGY (RS 54:4-3.113)		
DWELL ABATEMENT (RS 40A:21-5)		
DWELL EXEMPTION (RS 40A:21-5)		
NEW DWL/CONV ABATE (RS 40A:21-5)		
NEW DWL/CONV EXEM (RS 40A:21-5)		
MUL DWELL EXEM (RS 40A:21-6)		
MUL DWELL ABATE (RS 40A:21-6)		
COM/IND EXEMPTION (RS 40A:21-7)		
TOTAL	2,822,200	
(5A) DEDUCTIONS ALLOWED (C.73,L.1976)		
NBR VETERANS	492	
NBR VETERANS WIDOWS	124	
TOTAL	616	
NBR SENIOR CITIZENS	53	
NBR DISABLED PERSONS	12	
NBR SURVIVING SPOUSE	5	
TOTAL	686	
(6) NET VALUATION TAXABLE		1604,056,490
(7) TAX RATE - GENL TAX RATE PER \$100 TAXABLE VALUE	3.321	
(8) RATIO - AVERAGE RATIO OF ASSESSED TO TRUE VALUE OF REAL PROPERTY	90.87%	
(9A) UEZ EXPIRED (-)		
(9B) TRUE VALUE CL II RR PROPERTY (+)		
(10) EQUALIZATION	170,792,398	
(11) NET VALUE ON WHICH COUNTY TAXES ARE APPORTIONED		1,774,848,888
(12) APPORTIONMENT OF TAXES		
TOTAL CNTY TAX APPRT ADJUSTMENTS	5,975,169.53	
CNTY EQUAL TBL APPL (+ OR -)		
APPEALS & CORR. (+ OR -)	11,135.69	
NET CNTY TAX APPOR LESS EXCESS STATE AID	5,964,033.84	

(13) VALUATION OF EXEMPT PROPERTY		
PUBLIC SCHOOL PROP	47,497,800	
OTHER SCHOOL PROP	2,350,200	
PUBLIC PROP	25,274,700	
CHURCH & CHARITABLE PROP	20,042,100	
CEMETERY & GRAVEYARD	6,742,300	
OTHER EXEMPT PROP	36,551,000	
TOTAL VALUE	138,458,100	

(14) MISC REVENUE FOR SUPPORT OF BUDGET		
SURPLUS REVENUE APPROPRIATED	1,530,000.00	
MISC REVENUE ANTICIPATED	3,948,046.01	
RECEIPT FROM DELINQUENT TAX & LIEN	400,000.00	
TOTAL MISCELLANEOUS REVENUE	5,878,046.01	

(15) APPORTIONMENT OF TAXES			
ITEM		AMOUNT	RATE
NET CNTY TX LESS ST AID	5,964,033.84		.372
COUNTY LIBRARY TAX	557,377.06		.035
COUNTY HEALTH TAX			
COUNTY OPEN SPACE	531,611.73		.034
DISTRICT SCHOOL TAX	36,058,962.00		2.247
CONSOLIDATED SCHOOL TAX			
REGIONAL SCHOOL TAX			
MUNICIPAL OPEN SPACE	272,689.60		.017
MUNICIPAL LIBRARY TAX			
LOCAL MUNCPL PURPOSE TAX	9,884,064.33		.616
TOTAL TAX LEVY	53,268,738.56		
AUTHORIZED RATE			3.321

(16) REAL PROPERTY CLASSIFICATION SUMMARY			
	ITEMS		TAX VALUE
1. VACANT LAND	284		17,060,000
2. RESIDENTIAL	5,721		1339,373,400
3A. FARM (REGULAR)	4		721,900
3B. FARM (QUALIFIED)	6		97,900
4A. COMMERCIAL	170	141,692,300	
4B. INDUSTRIAL	99	80,413,100	
4C. APARTMENT	3	24,697,800	
TOTAL CLASS 4A,4B,4C			246,803,200
TOTAL ALL CLASSES			1604,056,400

STATE OF NEW JERSEY BURLINGTON COUNTY

I (WE) _____ ASSESSOR(S) OF THE
TAXING DISTRICT OF CINNAMINSON TWP DO SWEAR (OR AFFIRM)
THAT THE FOREGOING TAX LIST AND TAX DUPLICATE CONTAIN THE
VALUATIONS OF ALL THE PROPERTY LIABLE TO TAXATION IN THE TAXING
DISTRICT IN WHICH I (WE) AM (ARE) TAX ASSESSOR(S), AND THAT
SUCH PROPERTY HAS BEEN VALUED WITHOUT FAVOR OR PARTIALITY AT
ITS TAXABLE VALUE AND I (WE) HAVE ALLOWED ONLY SUCH EXEMPTIONS
AND DEDUCTIONS AS ARE PRESCRIBED BY LAW




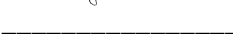
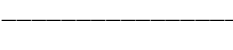

I (WE) DO FURTHER SWEAR (OR AFFIRM) THAT, FOR THE TAX YEAR 2019,
I (WE) HAVE COMPLETED AND PUT INTO OPERATION A DISTRICT-WIDE
ADJUSTMENTS OF REAL PROPERTY TAXABLE VALUATIONS AND SUCH TAXABLE
VALUATIONS CONFORM TO THE PERCENTAGE LEVEL ESTABLISHED FOR SUCH
YEAR FOR EXPRESSING THE TAXABLE VALUE OF REAL PROPERTY IN THE
COUNTY.

SWORN AND SUBSCRIBED BEFORE ME
THIS _____ DAY OF _____ OF 2019

ASSESSOR(S)

CERTIFICATION BY COUNTY BOARD

THIS IS TO CERTIFY THAT THE FOREGOING IS A TRUE AND
COMPLETE RECORD OF THE TAXES ASSESSED FOR THE YEAR 2019 IN THE
TAXING DISTRICT OF CINNAMINSON TWP COUNTY OF
BURLINGTON, NEW JERSEY, AND THAT \$ 1,604,056,490 IS THE
NET VALUATION TAXABLE AND 1,774,848,888 IS THE NET VALUATION
ON WHICH COUNTY TAXES AND REGIONAL OR CONSOLIDATED SCHOOL TAXES
ARE APPORTIONED.

ATTEST:		PRESIDENT
		V. PRESIDENT
		COMMISSIONER
		COMMISSIONER
		COMMISSIONER
		COMMISSIONER


TAX ADMINISTRATOR
COUNTY BOARD OF TAXATION

TAXING DISTRICT 08 CINNAMINSON TWP			2019 TAX LIST DISTRICT SUMMARY			COUNTY 03 BURLINGTON		07/14/19
CLASSIFICATION	NO. OF PARCELS	LAND VALUE	IMPROVEMENT VALUE	TOTAL VALUE	BOOK VALUE OF TANG PERS PROP	EXEMPTION AMOUNT	NET TAXABLE VALUE	
1 VACANT LAND	284	17,060,000	0	17,060,000		0	17,060,000	
2 RESIDENTIAL	5,721	408,478,700	930,894,700	1,339,373,400		0	1,339,373,400	
3A FARM (REGULAR)	4	300,500	421,400	721,900		0	721,900	
3B FARM (QUALIFIED)	6	97,900	0	97,900		0	97,900	
4A COMMERCIAL	170	49,240,800	92,451,500	141,692,300		0	141,692,300	
4B INDUSTRIAL	99	17,291,300	65,944,000	83,235,300		2,822,200	80,413,100	
4C APARTMENT	3	4,336,200	20,361,600	24,697,800		0	24,697,800	
CLASS 4 TOTAL	272	70,868,300	178,757,100	249,625,400		2,822,200	246,803,200	
RATABLE TOTAL	6,287	496,805,400	1,110,073,200	1,606,878,600		2,822,200	1,604,056,400	
5A CLASS 1 RAILROAD	3	0	0	0		0	0	
5B CLASS 2 RAILROAD	2	17,000	10,000	27,000		0	27,000	
RAILROAD TOTAL	5	17,000	10,000	27,000		0	27,000	
6A TELEPHONE	1				100			90
6B PETROL REFINRIES	0				0			0
6C MISCELLANEOUS	0				0			0
PUBLIC UTIL. TOTAL	1				100			90
15A PUBLIC SCHOOL	5	7,528,100	39,969,700	47,497,800		0	47,497,800	
15B OTHER SCHOOL	1	514,500	1,835,700	2,350,200		0	2,350,200	
15C PUBLIC PROPERTY	92	18,491,000	6,783,700	25,274,700		0	25,274,700	
15D CHARITABLE	26	4,192,600	15,849,500	20,042,100		0	20,042,100	
15E CEMETERY	2	4,545,900	2,196,400	6,742,300		0	6,742,300	
15F MISCELLANEOUS	57	4,462,400	32,088,600	36,551,000		0	36,551,000	
EXEMPT TOTAL	183	39,734,500	98,723,600	138,458,100		0	138,458,100	
----- D E D U C T I O N S -----			----- E X E M P T I O N S -----			----- E X E M P T I O N S -----		
CLASSIFICATION	NO. OF DEDUCTS	DEDUCTION AMOUNT	CLASSIFICATION	NO. OF PARCELS	EXEMPTION AMOUNT	CLASSIFICATION	NO. OF PARCELS	EXEMPTION AMOUNT
SENIOR CITIZEN	53	13,250	FIRE SUPPRESS	7	2,822,200	DWELL ABATE	0	0
DISABLED PERSON	12	3,000	POLLUTION CNTRL	0	0	DWELL EXEMP	0	0
SURVIVING SPOUSE	5	1,250	FALLOUT SHELTER	0	0	NEW DWEL/CONV ABAT	0	0
VETERAN	492	123,000	WATER/SEWAGE FAC	0	0	NEW DWEL/CONV EXMT	0	0
WIDOW OF VETERAN	124	31,000	HOME IMPROVEMENT	0	0	MUL DWELL EXEMP	0	0
			CLASS 4 ABATEMENT	0	0	MUL DWELL ABATE	0	0
			MULTI-FAMILY DWELL	0	0	COM/IND EXEMP	0	0
			UEZ ABATEMENT	0	0	RENEWABLE ENERGY	0	0

I ASSESSOR OF THE TAXING DISTRICT OF CINNAMINSON TWP DO SWEAR (OR AFFIRM) THAT THE FOREGOING
TAX LIST AND TAX DUPLICATE CONTAIN THE VALUATIONS OF ALL THE PROPERTY LIABLE TO TAXATION IN THE TAXING DISTRICT IN WHICH I AM TAX
ASSESSOR, AND THAT SUCH PROPERTY HAS BEEN VALUED WITHOUT FAVOR OR PARTIALITY AT ITS TAXABLE VALUE AND I HAVE ALLOWED ONLY SUCH
EXEMPTIONS AND DEDUCTIONS AS ARE PRESCRIBED BY LAW.

ASSESSOR

I DO FURTHER SWEAR (OR AFFIRM) THAT, FOR THE TAX YEAR 2019, I HAVE COMPLETED AND PUT INTO OPERATION A DISTRICT WIDE ADJUSTMENT OF
REAL PROPERTY TAXABLE VALUATIONS AND SUCH TAXABLE VALUATIONS CONFORM TO THE PERCENTAGE LEVEL ESTABLISHED FOR SUCH YEAR FOR
EXPRESSING THE TAXABLE VALUE OF REAL PROPERTY IN THE COUNTY.

SWORN AND SUBSCRIBED BEFORE ME THIS DAY OF OF 2019. -----
ASSESSOR

TAXING DISTRICT 08 CINNAMINSON TWP		2019	SPECIAL TAXING	DISTRICT SUMMARY	COUNTY 03 BURLINGTON	
SPECIAL TAXING DISTRICT		NO. OF ITEMS	LAND VALUE	IMPROVEMENTS	EXEMPTIONS	NET TAXABLE
F01	RATABLES	6,287	496,805,400	1,110,073,200	2,822,200	1,604,056,400
	RAILROAD	5	17,000	10,000		27,000
	PUB UTIL	1	100			90
	EXEMPTS	183	39,734,500	98,723,600		138,458,100