

## ASSESSMENT REAL PROPERTY TAX LIST FOR YEAR 2017

COUNTY NO. 03 BURLINGTON

PAGE NO. 1

[illegible]

50067

136583

00

136583

| Block No.<br>Lot No.<br>Qualification<br>Account No. | Land Dimensions<br>Building Description<br>Additional Lots<br>Acreage | Prop.<br>Class | Owner's Name<br>Address<br>City State<br>Property Location                       | Billing Code<br>Zip Code | Land<br>Improvements<br>Exemption<br>Net Total | #<br>M | Compl.<br>Mo. Day | Prorated<br>Assessment | Total<br>Real<br>Property<br>Tax | Special<br>Tax | Net<br>Amount<br>of Tax |
|--|---|----------------|--|--------------------------|--|--------|-------------------|------------------------|----------------------------------|----------------|-------------------------|
| 18<br>1  | SFD   | 2              | ILLUMINATE HOMES<br>10 VALLEY FORGE RD<br>BORDENTOWN, NJ<br>209 WASHINGTON ST    | 00000<br>08505           | 0<br>245000<br>245000                          | 06     | 06 01             | 122500                 | 353290                           |                | 353290                  |
| 25<br>1.02   | SFD   | 2              | ZOLA, ROBERT & MARIA<br>195 UNION ST<br>FIELDSBORO, NJ<br>UNION ST               | 00000<br>08505           | 0<br>310600<br>310600                          | 09     | 03 29             | 232950                 | 671828                           |                | 671828                  |
| 25<br>1.03   | SFD   | 2              | CARL, JAMES A & KIMBERLY<br>197 UNION ST<br>BORDENTOWN, NJ<br>UNION ST           | 00000<br>08505           | 0<br>300400<br>300400                          | 12     | 10 20             | 300400                 | 866354                           |                | 866354                  |
| 25<br>1.04   | SFD   | 2              | FIELDSTONE PARTNERS LLC<br>1201 GOLF RD<br>CINNAMINSON, NJ<br>UNION ST           | 00000<br>08077           | 0<br>307400<br>307400                          | 07     | 05 31             | 179317                 | 517150                           |                | 517150                  |
| 25<br>1.05   | SFD   | 2              | FENTON, ANTHONY & SHANNON<br>201 UNION ST<br>FIELDSBORO, NJ<br>UNION ST          | 00000<br>08505           | 0<br>310600<br>310600                          | 09     | 03 22             | 232950                 | 671828                           |                | 671828                  |
| 25<br>1.06   | SFD   | 2              | FIELDSTONE PARTNERS LLC<br>1201 GOLF RD<br>CINNAMINSON, NJ<br>UNION ST           | 00000<br>08077           | 0<br>307400<br>307400                          | 03     | 09 04             | 76850                  | 221635                           |                | 221635                  |
| 25<br>1.08   | SFD   | 2              | ARMITAGE JR, JOHN G & JOANNE M<br>207 UNION ST<br>FIELDSBORO, NJ<br>207 UNION ST | 00000<br>08505           | 0<br>307400<br>307400                          | 06     | 06 22             | 153700                 | 443271                           |                | 443271                  |
|  |   |                |  |                          |  |        |                   |                        |                                  |                |                         |
|  |   |                |  |                          |  |        |                   |                        |                                  |                |                         |
|  |   |                |  |                          |  |        |                   |                        |                                  |                |                         |
|  |   |                |  |                          |  |        |                   |                        |                                  |                |                         |
|  |   |                |  |                          |  |        |                   |                        |                                  |                |                         |
|  |   |                |  |                          |  |        |                   |                        |                                  |                |                         |
|  |   |                |  |                          |  |        |                   |                        |                                  |                |                         |
|  |   |                |  |                          |  |        |                   |                        |                                  |                |                         |

## TAXING DISTRICT NO. 14 FIELDSEBORO BORO

COUNTY NO. 03 BURLINGTON

| NAME OF OWNER<br>ADDITIONAL OWNERS | LIST<br>TYPE | LIST<br>YEAR | PAGE<br>NO. | BLOCK<br>NO. | LOT<br>NO. | LOT<br>QUALIFIC. | ACCT.<br>NO. | -----PROPERTY-----<br>CLASS LOCATION |
|------------------------------------|--------------|--------------|-------------|--------------|------------|------------------|--------------|--------------------------------------|
| ARMITAGE JR, JOHN G & JOANNE M     | ADDED        | 2018         | 01          | 25           | 1.08       |                  |              | 2 207 UNION ST                       |
| CARL, JAMES A & KIMBERLY           | ADDED        | 2017         | 01          | 25           | 1.03       |                  |              | 2 UNION ST                           |
| CARL, JAMES A & KIMBERLY           | ADDED        | 2018         | 01          | 25           | 1.03       |                  |              | 2 UNION ST                           |
| FENTON, ANTHONY & SHANNON          | ADDED        | 2018         | 01          | 25           | 1.05       |                  |              | 2 UNION ST                           |
| FIELDSTONE PARTNERS LLC            | ADDED        | 2018         | 01          | 25           | 1.04       |                  |              | 2 UNION ST                           |
| FIELDSTONE PARTNERS LLC            | ADDED        | 2018         | 01          | 25           | 1.06       |                  |              | 2 UNION ST                           |
| ILLUMINATE HOMES                   | ADDED        | 2018         | 01          | 18           | 1          |                  |              | 2 209 WASHINGTON ST                  |
| ZOLA, ROBERT & MARIA               | ADDED        | 2018         | 01          | 25           | 1.02       |                  |              | 2 UNION ST                           |

TAXING DISTRICT NO. 14 FIELDSEBORO BORO

COUNTY NO. 03 BURLINGTON

| PAGE | LAND                 | ASSESSMENTS               | TOTAL     | PRORATED  | REGULAR   | TAXES   | TOTAL     |
|------|----------------------|---------------------------|-----------|-----------|-----------|---------|-----------|
|      |                      | IMPROVE                   |           |           |           | SPECIAL |           |
| 0001 | ADDED 2017<br>PAGE 0 | TOTALS -----<br>300,400   | 300,400   | 50,067    | 1,365.83  | .00     | 1,365.83  |
| 0001 | ADDED 2018<br>PAGE 0 | TOTALS -----<br>2,088,800 | 2,088,800 | 1,298,667 | 37,453.56 | .00     | 37,453.56 |

## ADDED ASSESSMENT DISTRICT SUMMARY FOR TAX YEAR 2017

| CLASS | COUNT | -----<br>LAND | FULL ASSESSED<br>IMPROVMNT | VALUATION<br>EXEMPTNS | -----<br>NET | PRORATED<br>ASSESSMENT | GENERAL<br>TAX RATE | TOTAL TAXES<br>(GENERAL) | TOTAL TAXES<br>(SPECIAL) | TOTAL AMOUNT<br>OF TAXES |
|-------|-------|---------------|----------------------------|-----------------------|--------------|------------------------|---------------------|--------------------------|--------------------------|--------------------------|
| 1     | 0     | 0             | 0                          |                       | 0            | 0                      |                     | .00                      | .00                      | .00                      |
| 2     | 1     | 0             | 300,400                    |                       | 300,400      | 50,067                 |                     | 1,365.83                 | .00                      | 1,365.83                 |
| 3A    | 0     | 0             | 0                          |                       | 0            | 0                      |                     | .00                      | .00                      | .00                      |
| 3B    | 0     | 0             | 0                          |                       | 0            | 0                      |                     | .00                      | .00                      | .00                      |
| 4A    | 0     | 0             | 0                          |                       | 0            | 0                      |                     | .00                      | .00                      | .00                      |
| 4B    | 0     | 0             | 0                          |                       | 0            | 0                      |                     | .00                      | .00                      | .00                      |
| 4C    | 0     | 0             | 0                          |                       | 0            | 0                      |                     | .00                      | .00                      | .00                      |
| 6A    | 0     | 0             | 0                          |                       | 0            | 0                      |                     | .00                      | .00                      | .00                      |
| 6B    | 0     | 0             | 0                          |                       | 0            | 0                      |                     | .00                      | .00                      | .00                      |
| 6C    | 0     | 0             | 0                          |                       | 0            | 0                      |                     | .00                      | .00                      | .00                      |
| TOTAL | 1     | 0             | 300,400                    |                       | 300,400      | 50,067                 | 2.728               | 1,365.83                 | .00                      | 1,365.83                 |

## ADDED ASSESSMENT DISTRICT SUMMARY FOR TAX YEAR 2018

| CLASS | COUNT | -----<br>LAND | FULL ASSESSED<br>IMPROVMNT | VALUATION<br>EXEMPTNS | -----<br>NET | PRORATED<br>ASSESSMENT | GENERAL<br>TAX RATE | TOTAL TAXES<br>(GENERAL) | TOTAL TAXES<br>(SPECIAL) | TOTAL AMOUNT<br>OF TAXES |
|-------|-------|---------------|----------------------------|-----------------------|--------------|------------------------|---------------------|--------------------------|--------------------------|--------------------------|
| 1     | 0     | 0             | 0                          |                       | 0            | 0                      |                     | .00                      | .00                      | .00                      |
| 2     | 7     | 0             | 2,088,800                  |                       | 2,088,800    | 1,298,667              |                     | 37,453.56                | .00                      | 37,453.56                |
| 3A    | 0     | 0             | 0                          |                       | 0            | 0                      |                     | .00                      | .00                      | .00                      |
| 3B    | 0     | 0             | 0                          |                       | 0            | 0                      |                     | .00                      | .00                      | .00                      |
| 4A    | 0     | 0             | 0                          |                       | 0            | 0                      |                     | .00                      | .00                      | .00                      |
| 4B    | 0     | 0             | 0                          |                       | 0            | 0                      |                     | .00                      | .00                      | .00                      |
| 4C    | 0     | 0             | 0                          |                       | 0            | 0                      |                     | .00                      | .00                      | .00                      |
| 6A    | 0     | 0             | 0                          |                       | 0            | 0                      |                     | .00                      | .00                      | .00                      |
| 6B    | 0     | 0             | 0                          |                       | 0            | 0                      |                     | .00                      | .00                      | .00                      |
| 6C    | 0     | 0             | 0                          |                       | 0            | 0                      |                     | .00                      | .00                      | .00                      |
| TOTAL | 7     | 0             | 2,088,800                  |                       | 2,088,800    | 1,298,667              | 2.884               | 37,453.56                | .00                      | 37,453.56                |

BREAKDOWN OF ADDED, OMITTED & ROLLBACK TAXES

14 FIELDSBORO BORO

03 BURLINGTON

|                    | ASSESSED<br>VALUATIONS | TOTAL AMOUNT<br>OF TAXES | TAXES DUE<br>COUNTY | TAXES DUE<br>CTY LIBRARY | TAXES DUE<br>CTY HEALTH | TAXES DUE<br>CTY OPEN SP | TOTAL TAXES<br>DUE COUNTY |
|--------------------|------------------------|--------------------------|---------------------|--------------------------|-------------------------|--------------------------|---------------------------|
| 2014 OMIT ASSMT    | 0                      | .00                      | .00                 | .00                      | .00                     | .00                      | .00                       |
| 2015 OMIT ASSMT    | 0                      | .00                      | .00                 | .00                      | .00                     | .00                      | .00                       |
| 2016 OMIT ASSMT    | 0                      | .00                      | .00                 | .00                      | .00                     | .00                      | .00                       |
| 2017 OMIT ASSMT    | 0                      | .00                      | .00                 | .00                      | .00                     | .00                      | .00                       |
| 2018 OMIT ASSMT    | 0                      | .00                      | .00                 | .00                      | .00                     | .00                      | .00                       |
| 2014 RLBK ASSMT    | 0                      | .00                      | .00                 | .00                      | .00                     | .00                      | .00                       |
| 2015 RLBK ASSMT    | 0                      | .00                      | .00                 | .00                      | .00                     | .00                      | .00                       |
| 2016 RLBK ASSMT    | 0                      | .00                      | .00                 | .00                      | .00                     | .00                      | .00                       |
| 2017 RLBK ASSMT    | 0                      | .00                      | .00                 | .00                      | .00                     | .00                      | .00                       |
| 2018 RLBK ASSMT    | 0                      | .00                      | .00                 | .00                      | .00                     | .00                      | .00                       |
| 2017 ADDED ASSMT   | 50,067                 | 1,365.83                 | 171.73              | 16.02                    | .00                     | 20.53                    | 208.28                    |
| 2018 ADDED ASSMT   | 1,298,667              | 37,453.56                | 4,947.93            | 441.55                   | .00                     | 363.64                   | 5,753.12                  |
| 2017 OM/AD ASSMT   | 0                      | .00                      | .00                 | .00                      | .00                     | .00                      | .00                       |
| <b>** TOTAL **</b> | <b>1,348,734</b>       | <b>38,819.39</b>         | <b>5,119.66</b>     | <b>457.57</b>            | <b>.00</b>              | <b>384.17</b>            | <b>5,961.40</b>           |

I, -----, ASSESSOR OF FIELDSBORO BORO  
DO SWEAR (OR AFFIRM) THAT THE FOREGOING LIST CONTAINS THE VALUATIONS MADE  
BY ME, TO THE BEST OF MY ABILITY, OF ALL THE PROPERTY LIABLE TO TAXATION  
IN THE TAXING DISTRICT IN WHICH I AM THE ASSESSOR AND THAT I HAVE VALUED  
THE SAME, WITHOUT FAVOR OR PARTIALITY, AND HAVE MADE SUCH DEDUCTIONS ONLY  
FOR DEBT AND EXEMPTIONS AS ARE PRESCRIBED BY LAW.

-----  
ASSESSOR

SWORN AND SUBSCRIBED BEFORE ME THIS \_\_\_\_ DAY OF \_\_\_\_\_, 2018

-----  
COUNTY TAX ADMINISTRATOR

THIS IS TO CERTIFY THAT THE ABOVE ADDED AND OMITTED  
LISTS ARE A TRUE AND COMPLETE RECORD OF THE ADDED  
AND OMITTED TAXES ASSESSED FOR THE YEAR 2018 IN THE  
TAXING DISTRICT OF FIELDSBORO BORO  
IN THE COUNTY OF BURLINGTON

-----  
COMMISSIONER

-----  
COMMISSIONER

-----  
COMMISSIONER

-----  
COMMISSIONER

-----  
COMMISSIONER

-----  
COMMISSIONER

-----  
COMMISSIONER

BREAKDOWN OF ADDED, OMITTED & ROLLBACK TAXES

|                    | 14                        | 03                      |
|--------------------|---------------------------|-------------------------|
|                    | FIELDSBORO BORO           | BURLINGTON              |
|                    | ASSESSED<br>VALUATIONS    | BALANCE DUE<br>DISTRICT |
|                    | TOTAL AMOUNT<br>OF TAXES  |                         |
|                    | TOTAL TAXES<br>DUE COUNTY |                         |
|                    | TAXES DUE<br>MUN OPEN SP  |                         |
|                    | TAXES DUE<br>MUN LIBRARY  |                         |
| 2014 OMIT-ASSMT    | 0                         | .00                     |
| 2015 OMIT-ASSMT    | 0                         | .00                     |
| 2016 OMIT-ASSMT    | 0                         | .00                     |
| 2017 OMIT-ASSMT    | 0                         | .00                     |
| 2018 OMIT-ASSMT    | 0                         | .00                     |
| 2014 RLBK ASSMT    | 0                         | .00                     |
| 2015 RLBK ASSMT    | 0                         | .00                     |
| 2016 RLBK ASSMT    | 0                         | .00                     |
| 2017 RLBK ASSMT    | 0                         | .00                     |
| 2018 RLBK ASSMT    | 0                         | .00                     |
| 2017 ADDED ASSMT   | 50,067                    | 1,157.55                |
| 2018 ADDED ASSMT   | 1,298,667                 | 31,700.44               |
| 2017 OM/AD ASSMT   | 0                         | .00                     |
| <b>** TOTAL **</b> | <b>1,348,734</b>          | <b>32,857.99</b>        |

I, \_\_\_\_\_, ASSESSOR OF FIELDSBORO BORO  
DO SWEAR (OR AFFIRM) THAT THE FOREGOING LIST CONTAINS THE VALUATIONS MADE  
BY ME, TO THE BEST OF MY ABILITY, OF ALL THE PROPERTY LIABLE TO TAXATION  
IN THE TAXING DISTRICT IN WHICH I AM THE ASSESSOR AND THAT I HAVE VALUED  
THE SAME, WITHOUT FAVOR OR PARTIALITY, AND HAVE MADE SUCH DEDUCTIONS ONLY  
FOR DEBT AND EXEMPTIONS AS ARE PRESCRIBED BY LAW.

-----  
ASSESSOR

SWORN AND SUBSCRIBED BEFORE ME THIS \_\_\_\_ DAY OF \_\_\_\_\_, 2018

THIS IS TO CERTIFY THAT THE ABOVE ADDED AND OMITTED  
LISTS ARE A TRUE AND COMPLETE RECORD OF THE ADDED  
AND OMITTED TAXES ASSESSED FOR THE YEAR 2018 IN THE  
TAXING DISTRICT OF FIELDSBORO BORO  
IN THE COUNTY OF BURLINGTON

-----  
COMMISSIONER

-----  
COMMISSIONER





-----  
COMMISSIONER

-----  
COMMISSIONER

-----  
COMMISSIONER

-----  
COMMISSIONER

TABLE OF AGGREGATES, ADDED ASSESSMENTS

|  |                      | SUMMARY OF ADDED ASSESSMENTS AND APPORTIONMENT OF TAXES  |      |                   |            |
|--|----------------------|--|------|-------------------|------------|
|  |                      |  |      | 2017              | 2018       |
| I, (WE,) _____   |                      | ADDED ASSESSED VALUATION OF LAND   |      |                   |            |
| _____  |                      | ADDED ASSESSED VALUATION OF BUILDINGS  |      |                   |            |
| _____  | ASSESSOR(S)          | TOTAL VALUE OF ADDED ASSESSMENTS   |      |                   |            |
| OF _____   | DO SWEAR (OR AFFIRM) | TOTAL VALUE OF PRORATED ASSESSMENTS  |      |                   |            |
| THAT THE FOREGOING LIST CONTAINS THE VALUATIONS MADE BY ME (US), |                      | REAL PROP TAX RATE PER \$100 VALUATION   |      |                   |            |
| TO THE BEST OF MY (OUR) ABILITY, OF ALL THE PROPERTY LIABLE TO   |                      | TOTAL TAXES ON ADDED ASSESSMENTS   |      |                   |            |
| TAXATION IN THE TAXING DISTRICT IN WHICH I AM (WE ARE) THE       |                      | VETERANS & SENIOR CITIZEN DEDUCTIONS   |      |                   |            |
| ASSESSOR(S) AND THAT I (WE) HAVE VALUED THE SAME, WITHOUT FAVOR  |                      | NET TAXES ON ADDED ASSESSMENTS   |      |                   |            |
| OR PARTIALITY, AND HAVE MADE SUCH DEDUCTIONS ONLY FOR DEBT AND   |                      |  |      |                   |            |
| EXEMPTIONS AS ARE PRESCRIBED BY LAW.                             |                      | AMOUNT DUE COUNTY, FEB. 15, 2019 AT:   |      |                   |            |
| _____  |                      | COUNTY RATE:   | 2017 | \$ .343 PER \$100 | \$171.73   |
| _____  |                      |  | 2018 | \$ .381 PER \$100 | \$ .00     |
| _____  |                      | CTY LIBRARY RATE:  | 2017 | \$ .032 PER \$100 | \$16.02    |
| _____  |                      |  | 2018 | \$ .034 PER \$100 | \$ .00     |
| _____  |                      | CTY HEALTH RATE:   | 2017 | \$ .000 PER \$100 | \$ .00     |
| _____  |                      |  | 2018 | \$ .000 PER \$100 | \$ .00     |
| _____  |                      | CTY OPEN SP RATE:  | 2017 | \$ .041 PER \$100 | \$20.53    |
| _____  |                      |  | 2018 | \$ .028 PER \$100 | \$ .00     |
| _____  |                      | MUN OPEN SP RATE:  | 2017 | \$ .000 PER \$100 | \$ .00     |
| _____  |                      |  | 2018 | \$ .000 PER \$100 | \$ .00     |
| ASSESSOR(S)  |                      | MUN LIBRARY RATE:  | 2017 | \$ .000 PER \$100 | \$ .00     |
|  |                      |  | 2018 | \$ .000 PER \$100 | \$ .00     |
|  |                      | TOTAL DUE COUNTY   |      |                   | \$208.28   |
|  |                      | TOTAL DUE MUNICIPALITY   |      |                   | \$1,157.55 |
|  |                      | -----  |      |                   |            |
| SWORN AND SUBSCRIBED BEFORE ME, THIS _____                       |                      | THIS IS TO CERTIFY THAT THE FOREGOING ADDED ASSESSMENTS LIST   |      |                   |            |
| DAY OF _____, 20____.  |                      | IS A TRUE AND COMPLETE RECORD OF THE ADDED TAXES ASSESSED FOR THE  |      |                   |            |
| _____  |                      | YEAR 2018, IN THE TAXING DISTRICT OF FIELDSBORO BORO ,   |      |                   |            |
|  |                      | COUNTY OF BURLINGTON   |      |                   |            |
|  |                      | ATTEST:  |      |                   |            |
|  |                      | <br>_____<br>COUNTY TAX ADMINISTRATOR |      |                   |            |
|  |                      | <br>_____<br>PRESIDENT                |      |                   |            |
|  |                      | <br>_____                             |      |                   |            |
|  |                      | <br>_____<br>Long                     |      |                   |            |